



TECHNICAL SPECIFICATIONS

TECHNICAL FEATURES	EURO STANDARD	CHINESE STANDARD (GB/T3810.2-2016)	TEST METHOD	PORTLAND ACTUAL VALUE			
				600x600x20mm	600x600x10mm	600x1200x10mm	900x1800x11mm
Water Absorption	≤0.5%	≤0.5%	UNI EN ISO 10545-3	0.05%	0.05%	0.05%	0.05%
Breaking Strength	≥1300N	≥1300N	UNI EN ISO 10545-4	12941	2356N	33032N	3159N
Abrasion Resistance	-	-	UNI EN ISO 10545-7	Class 4	Class 3	Class 3	Class 3
Modulus of Rupture	≥35	≥35	UNI EN ISO 10545-4	>42	42	53	44
Slipperiness	Declared Value	Declared Value	DIN 51130	R11	R10	R10	R10
Thermal Shock Resistance	Testing Method Available	Testing Method Available	UNI EN ISO 10545-9	Conform	Conform	>	Conform
Frost-Resistance	Testing Method Available	Testing Method Available	UNI EN ISO 10545-12	Conform	Conform	Conform	Conform
Chemical Resistance	Testing Method Available	Minimum class B	UNI EN ISO 10545-13	Class GA	Class GA	Class GA	Class GA
Stain Resistance	≥ class 3	≥ class 3	UNI EN ISO 10545-14	Class 5	Class 5	Class 5	Class 5

Each different tiles series is produced to meet different performance requirements. For specific product technical performance, please request from our own sales team or their agent or distributor.

Colour Variations: Since the colour reproduction in this printed piece will vary from the actual tile colours, final selection should be made from tile samples. Colour, shade and glaze variations may exist due to the inherent characteristics of porcelain tile.

PACKING SPECIFICATIONS

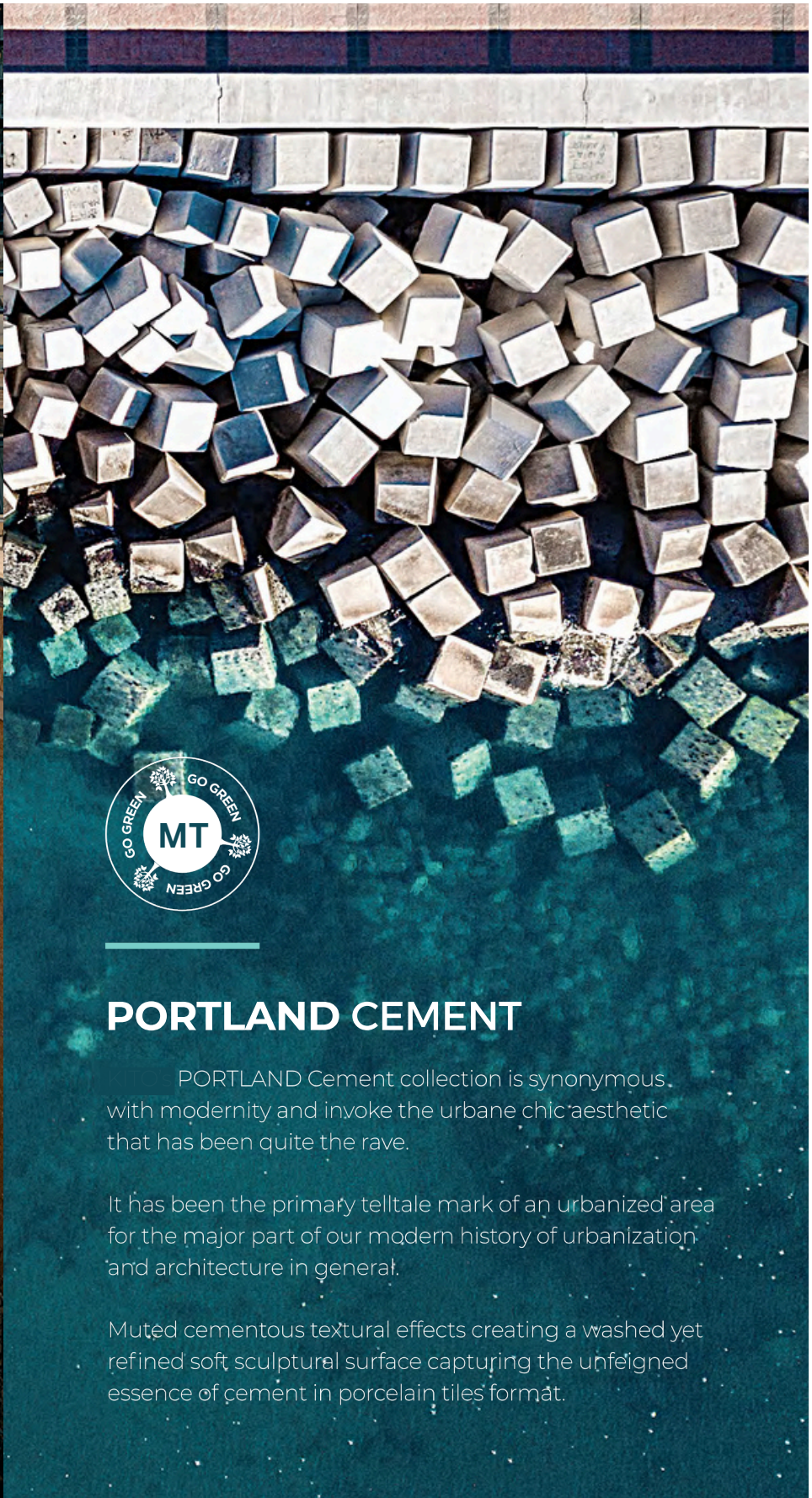
SIZE (mm)	BOX			PALLET				CONTAINER			
	PCS	SQM	KG	CTN	SQM	KG	SIZE	PLT	CTN	SQM	G.W.
900 x 1800 x 11	1	1.62	44.5	50	81.00	2225	186X110	12	600	972.00	18156
600 x 1200 x 10	2	1.44	34.5	35	50.40	1208	96X124	21	735	1058.40	25358
600 x 600 x 10	4	1.44	32.0	36	51.84	1152	110X110	22	792	1140.48	25344
300 x 600 x 10	8	1.44	32.0	40	57.60	1280	110X110	20	800	1152.00	25600
600 x 600 x 20	2	0.72	34.0	36	25.92	1224	110X110	22	792	570.24	26928



PORTLAND CEMENT

MILAN TILE





URBANIZATION

Portland Cement was conceived at the very height of the Industrial Revolution where the needs to build better, bigger buildings and infrastructure to accommodate burgeoning industrial demands.

Its namesake was first coined by Joseph Aspdin because of its uncanny resemblance to Portland stone quarried in the Isle of Portland in Dorset, England.

Textured cementous surface marks the characteristic of Portland Cement collection - often derived from the formwork that is employed to hold the concrete cement mix prior to hardening giving the surface look a winning combination of hard and soft elements in one material.



PORTLAND CEMENT

PORTLAND Cement collection is synonymous with modernity and invoke the urbane chic aesthetic that has been quite the rave.

It has been the primary telltale mark of an urbanized area for the major part of our modern history of urbanization and architecture in general.


Muted cementous textural effects creating a washed yet refined soft sculptural surface capturing the unfeigned essence of cement in porcelain tiles format.




▼ Portland Beige



▼ Portland Ash




▲ Portland Cinder

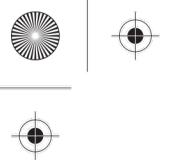


▲ Portland Grigio



▲ Portland Coal



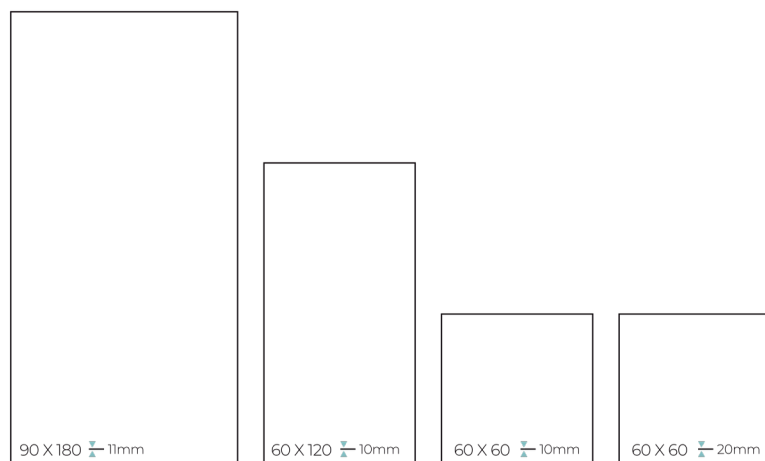


PORTLAND BEIGE



LIVINGROOM APPLICATION COMMERCIAL APPLICATION DINING APPLICATION KITCHEN APPLICATION BATHROOM APPLICATION OUTDOOR APPLICATION

Neutral and calm Portland Beige sets a relaxed tone of understated elegance with its light-greyish warm vibe in the spaces it dwells. Keeping the interior spaces bright and airy, Portland Beige is the most versatile choice to pair with earthy-tone furniture pieces.




K01898712TAN
● matte surface
● 4 random faces

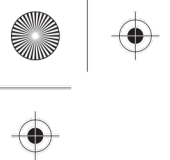
K01268712TAN
● matte surface
● 4 random faces

K00608712TAN
● matte surface
● 8 random faces

K00608712ZAO
● rough surface
● 8 random faces



PORTLAND BEIGE

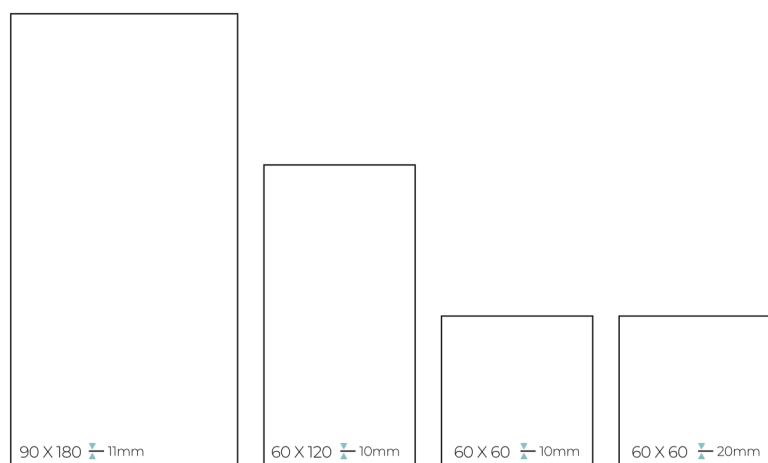


PORTLAND **ASH**



LIVINGROOM APPLICATION COMMERCIAL APPLICATION DINING APPLICATION KITCHEN APPLICATION BATHROOM APPLICATION OUTDOOR APPLICATION

Portland Ash derives its inspiration from the glorious igneous rocks. Pair Portland Ash with snazzy choices of furnishing pieces to achieve the voguish and razzle-dazzle interior scheme that has always been your dream.




K01898713TAN
● matte surface
● 4 random faces

K01268713TAN
● matte surface
● 4 random faces

K00608713TAN
● matte surface
● 8 random faces

K00608713ZAO
● rough surface
● 8 random faces



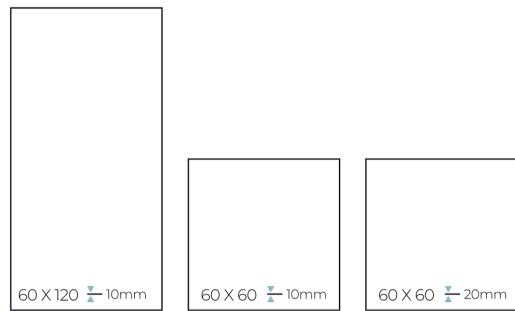
PORTLAND **ASH**

PORTLAND CINDER



LIVINGROOM APPLICATION COMMERCIAL APPLICATION DINING APPLICATION KITCHEN APPLICATION BATHROOM APPLICATION OUTDOOR APPLICATION

Portland Cinder provides the peaceful refuge for the space it adorns and with its minimal sensibility characteristic it embodies, Portland Cinder is a great candidate to consider if you are going for a more refined and upscale aesthetic interior look.



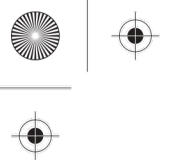
K01268715TAN
 • matte surface
 • 4 random faces

K00608715TAN
 • matte surface
 • 8 random faces

K00608715ZAO
 • rough surface
 • 8 random faces



PORTLAND
CINDER

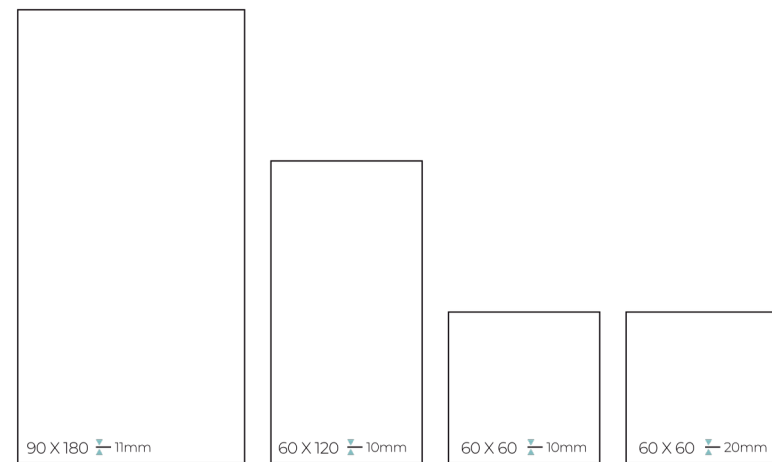


PORTLAND GRIGIO




LIVINGROOM APPLICATION COMMERCIAL APPLICATION DINING APPLICATION KITCHEN APPLICATION BATHROOM APPLICATION OUTDOOR APPLICATION

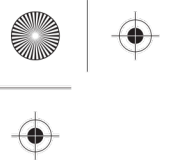
The neutral-hued Portland Grigio with its warm and pleasant note serves as the perfect backdrop for resplendent interior setting with exquisitely curated furnishings to evoke a calm and tranquil interior space you would be happy to call home.



K01898716TAN ● matte surface ● 4 random faces
K01268716TAN ● matte surface ● 4 random faces
K00608716TAN ● matte surface ● 8 random faces
K00608716ZAO ● rough surface ● 8 random faces



PORTLAND GRIGIO

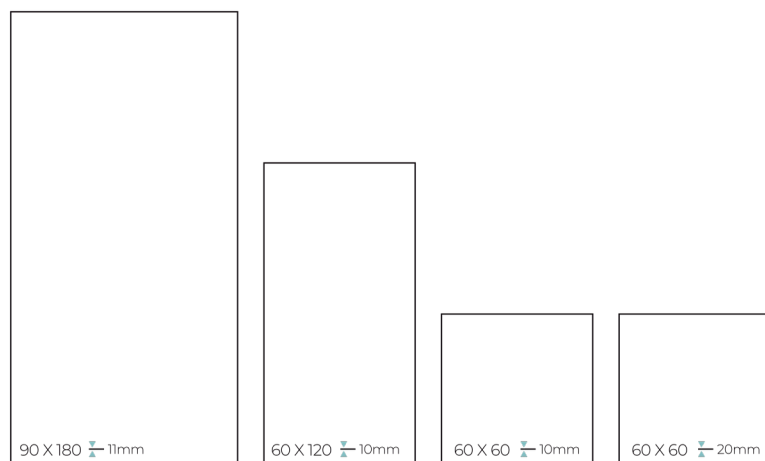


PORTLAND COAL



LIVINGROOM APPLICATION COMMERCIAL APPLICATION DINING APPLICATION KITCHEN APPLICATION BATHROOM APPLICATION OUTDOOR APPLICATION

Portland Coal holds the power to magically transform a mundane space into an urbane interior with its sable yet swanky dark tone - best paired with expressive furnishing choices to project a cosmopolitan and poised look and feel.



K01898718TAN
● matte surface
● 4 random faces

K01268718TAN
● matte surface
● 4 random faces

K00608718TAN
● matte surface
● 8 random faces

K00608718ZAO
● rough surface
● 8 random faces



PORTLAND COAL



KITCHEN APPLICATION

Neutral aesthetic echoes throughout the kitchen and dining space with sweepingly beautiful and sculptural cabinet networks that complement perfectly with the neutral floor colour. And letting the sunlight in through strategic opening to cast gorgeous shadow play onto the floor - sets the very mood of the kitchen and dining space.





LIVINGROOM APPLICATION

Adds some high drama into your living room space with Portland Cement collection - the perfect complementary backdrop for cool-and-collected scheme of avant-garde furniture pieces all assembled in a way to sidestep clichés.

featured floor tiles:



DININGROOM APPLICATION

Neutral aesthetic echoes throughout the kitchen and dining space with sweepingly beautiful and sculptural cabinetworks that complement perfectly with the neutral floor colour. And letting the sunlight in through strategic opening to cast gorgeous shadow play onto the floor - sets the very mood of the kitchen and dining space.

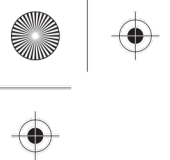
PORTLAND GRICIO K01898716TAN



BATHROOM APPLICATION

What is lacking in square footage, make it up for in high design. Go big on style with Portland Cement collection be it in bright and airy Portland Beige to sassy Portland Coal - all are able to give the bathroom a fun, personality-packed punch.





OUTDOOR APPLICATION

Paired with versatile Portland Cement collection, pared-back furniture is the perfect way to bring some modern contemporary twist to the great outdoors patio. Whether you treat the outdoor patio as a seasonal retreat or a year-round hot spot for late afternoon tea or dinner gatherings, Portland Cement collection elevates your outdoor spaces indefinitely.

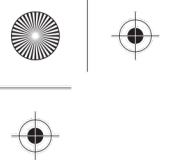


PORTLAND BEIGE K01268712TAN



PORTLAND ASH K01268713TAN

PORTLAND ASH K006087137AO



Screen Shadow

MOSAICO 03

Calacatta Palace Gold K2412V803RAB

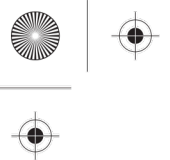


PORTLAND BEIGE K012687



COMMERCIAL APPLICATION

Setting the right mood that resonates with your commercial space requires extra attention to details and there is no better way to set a foreground to your business space than by tiling them up in gorgeous shades of Portland Cement and all left is finding the right furniture and light fixture pairing to commence the business.



PORTLAND DECOR



K01268712HBN
• structured surface
• single face
• 600 X 1200 X 10

PORTLAND BEIGE




K01898712TAN
• matte surface
• 4 random faces
• 900 X 1800 X 11

K01268712TAN
• matte surface
• 4 random faces
• 600 X 1200 X 10

K00608712TAN
• matte surface
• 8 random faces
• 600 X 600 X 10

K00608712ZAO
• rough surface
• 8 random faces
• 600 X 600 X 20

PORTLAND ASH




K01898713TAN
• matte surface
• 4 random faces
• 900 X 1800 X 11

K01268713TAN
• matte surface
• 4 random faces
• 600 X 1200 X 10

K00608713TAN
• matte surface
• 8 random faces
• 600 X 600 X 10

K00608713ZAO
• rough surface
• 8 random faces
• 600 X 600 X 20


PORTLAND GREIGE



K01268714TAN
• matte surface
• 4 random faces
• 600 X 1200 X 10

K00608714TAN
• matte surface
• 8 random faces
• 600 X 600 X 10

PORTLAND CINDER



K01898715TAN
• matte surface
• 4 random faces
• 900 X 1800 X 11

K01268715TAN
• matte surface
• 4 random faces
• 600 X 1200 X 10

K00608715TAN
• matte surface
• 8 random faces
• 600 X 600 X 10

K00608715ZAO
• rough surface
• 8 random faces
• 600 X 600 X 20

PORTLAND GRIGIO



K01268716TAN
• matte surface
• 4 random faces
• 600 X 1200 X 10

K00608716TAN
• matte surface
• 8 random faces
• 600 X 600 X 10

K00608716ZAO
• rough surface
• 8 random faces
• 600 X 600 X 20


PORTLAND VERDE



K01268717TAN
• matte surface
• 4 random faces
• 600 X 1200 X 10

K00608717TAN
• matte surface
• 8 random faces
• 600 X 600 X 10

PORTLAND COAL

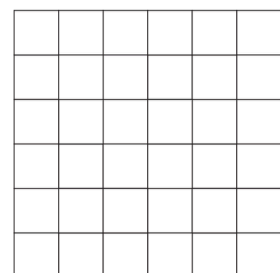
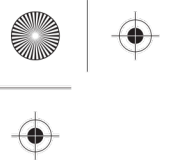


K01268718TAN
• matte surface
• 4 random faces
• 600 X 1200 X 10

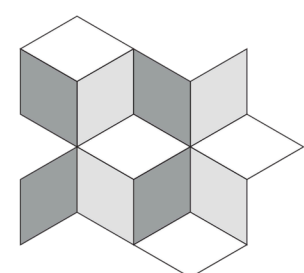
K00608718TAN
• matte surface
• 8 random faces
• 600 X 600 X 10

K00608718ZAO
• rough surface
• 8 random faces
• 600 X 600 X 20

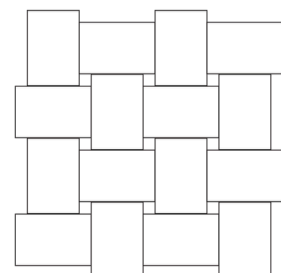




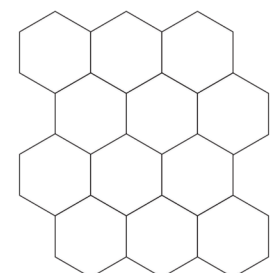
MOSAICO 01
● 300 X 300mm
● matte surface




MOSAICO 04
● 275 X 299mm
● matte surface



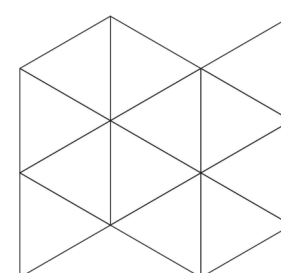
MOSAICO 07
● 300 X 300mm
● matte surface



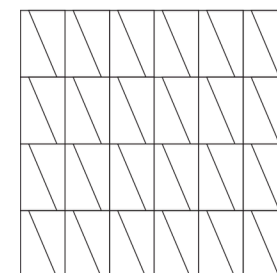
MOSAICO 10
● 310 X 330mm
● matte surface




MOSAICO 13
● 300 X 300mm
● matte surface




MOSAICO 16
● 300 X 280mm
● matte surface



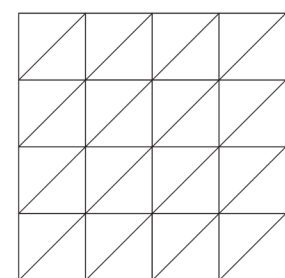
MOSAICO 19
● 300 X 300mm
● matte surface



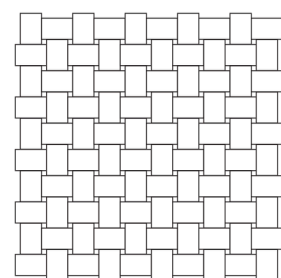
MOSAICO 22
● 300 X 600mm
● matte surface



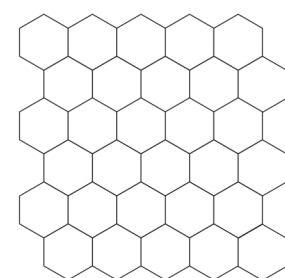
MOSAICO 02
● 300 X 225mm
● matte surface



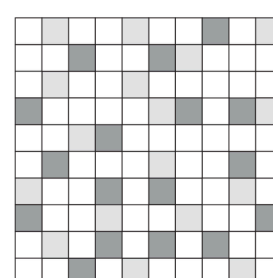
MOSAICO 05
● 300 X 300mm
● matte surface



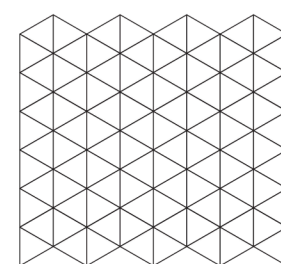
MOSAICO 08
● 300 X 300mm
● matte surface



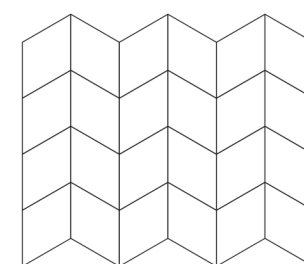
MOSAICO 11
● 310 X 310mm
● matte surface



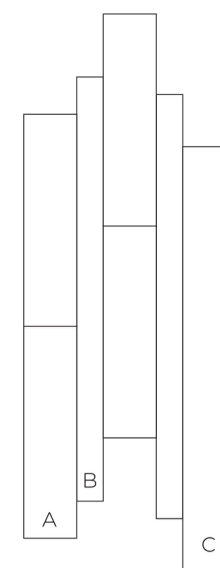
MOSAICO 14
● 300 X 300mm
● matte surface




MOSAICO 17
● 300 X 300mm
● matte surface



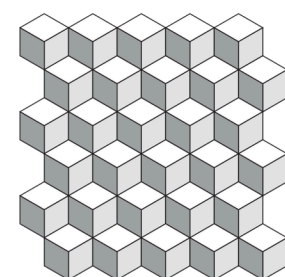
MOSAICO 20
● 300 X 260mm
● matte surface



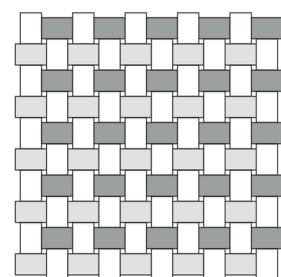
MOSAICO 23
● 300 X 600mm
A 75 X 300
B 37.5 X 600
C 75 X 600
● matte surface




MOSAICO 03
● 293 X 294mm
● matte surface



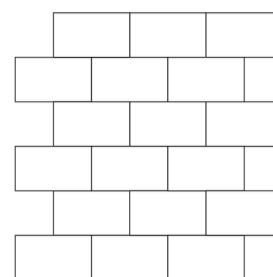
MOSAICO 06
● 300 X 300mm
● matte surface



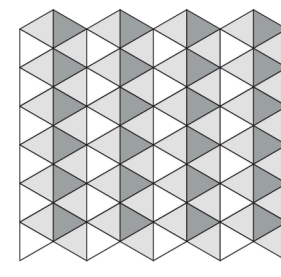
MOSAICO 09
● 300 X 300mm
● matte surface




MOSAICO 12
● 310 X 298mm
● matte surface



MOSAICO 15
● 300 X 300mm
● matte surface



MOSAICO 18
● 300 X 280mm
● matte surface



MOSAICO 21
● 300 X 295mm
● matte surface





Showroom Address: Unit 117-3231 No 6 Road, Richmond BC

Contact: 604-285-5116, 604-285-5117

Email: Info@milantile.ca

Showroom Hours

Monday 9:00am - 6:00PM

Tuesday 9:00am - 6:00PM

Wednesday 9:00am - 6:00PM

Thursday 9:00am - 6:00PM

Friday 9:00am - 6:00PM

Saturday 9:00am - 5:00PM

Sunday Closed