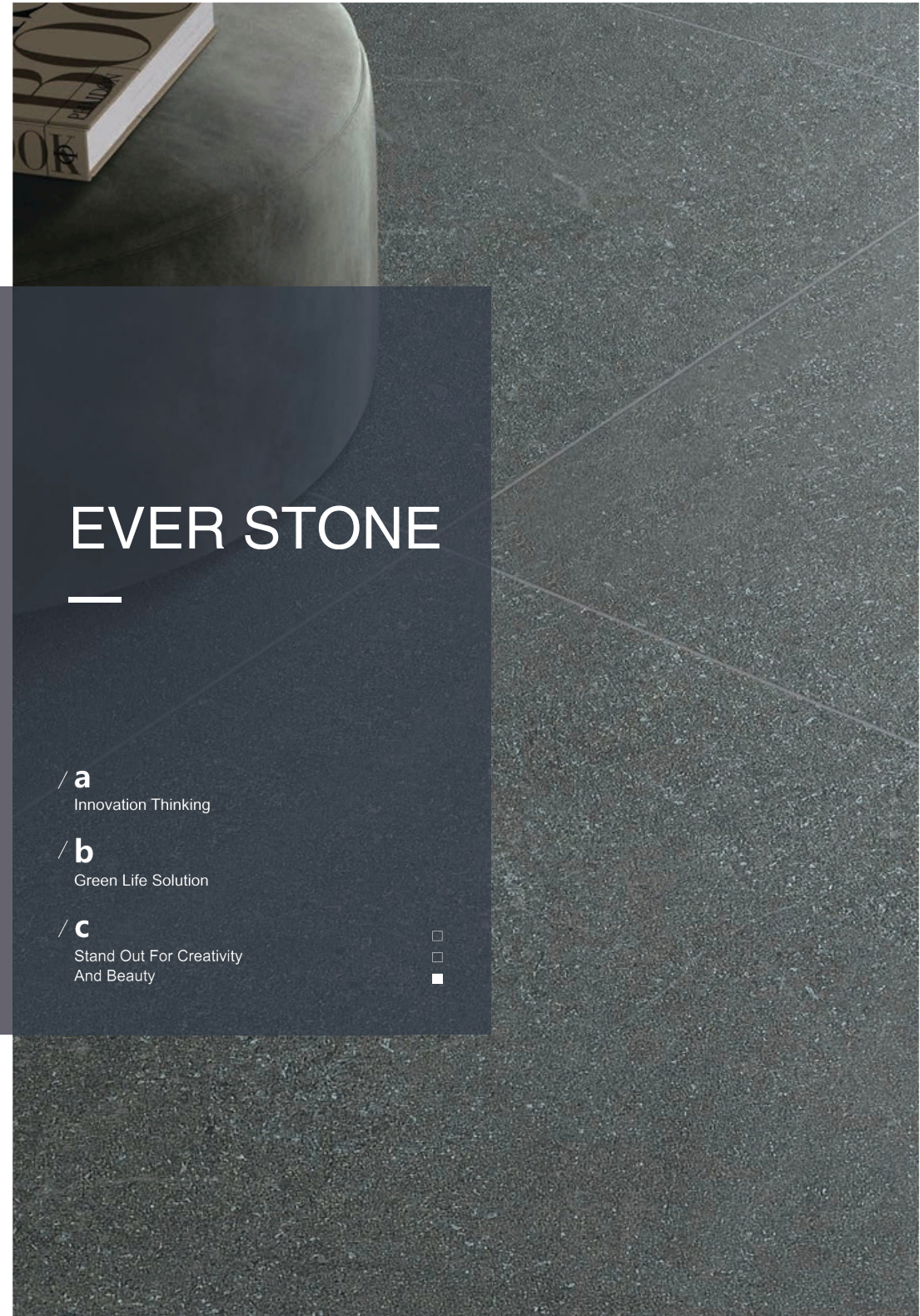


■ Because of printed relation ,possibility and the color of the actual productcontain difference,  
pleasing regard real object as allow





# EvEr StonE



aesthetiC the sensorY

From the dedication to art, also from the pursuit of beauty, every detail reflects the designer's originality, inadvertently create a stylish and elegant space style.



# EVER STONE



SIZE 600x600mm/24"x24"

Matt



Ever White - \$6.29/sqf



Ever Gray - \$6.29/sqf



Ever Dark Gray - \$6.29/sqf



Ever Black - \$6.29/sqf



# EVER STONE



Parking



Garden



Swimming pool



Stair



Hotel



Mall


Inspired by the natural stone, Ever-Stone mix both stone and marble subtly varying background and veins, recalls the beauty of the natural stone.

Ever White  600x600mm/24"x24"



# EvEr StonE

Ever-Stone range reproduces all the color shades so typical of natural stones in porcelain. Therefore it is non-absorbent, resistant to wear and durable over time. The perfect solution for floor and wall cladding of public and residential spaces.

 Ever White  600x600mm/24"x24"

# EVER Stone

Ever-Stone is the perfect choice if you want a traditional look in your environment with the technical features of the porcelain. Choose a soft color to have a great natural effect.



Ever Dark Gray

## TECHNICAL PARAMETERS

		EU NORM	PRC NORM	PRODUCT PERFORMANCE
	LENGTH	±0.6	±0.5%	±0.5%
	WIDTH	±0.6	±0.5%	±0.5%
	THICKNESS	±0.5	±5%	±5%
	SURFACE FLATNESS	±0.5	±0.4%	±0.4%
	STRAIGHTNESS OF SIDES	±0.5	±0.3%	±0.3%
	RECTANGULARITY	±0.6	±0.5%	±0.5%
	WATER ABSORPTION	E≤0.5% individual Maximum 0.6%	Average ≤ 0.5% Individual ≤ 0.6%	Average ≤ 0.5%
	BREAKING STRENGTH	≥ 1300N	≥ 1300N	≥ 1300N
	MODULUS OF RUPTURE	≥ 35N/mm <sup>2</sup>	≥ 35Mpa	≥ 35Mpa
	STAIN RESISTANCE	EN187: Class A Minimum Grade B	≥Grade B	Pass
	ABRASION RESISTANCE	≤ 175mm <sup>3</sup>	Report the Attrition Grade Turnover Number	Pass
	FROST RESISTANCE	No Crack at Freeze- Thaw Cycles for 100 Times(-5°C-5°C)	No Cracks Or Exfoliation After testing	Pass

## PACKING DETAILS

SERIES	SIZE	PCS/CTN	SQM/CTN	KG/CTN	CTNS/PALLET	SQM/PALLET	KG/PALLET
EVER STONE	600X600mm 24"X24"	4	1.44	31.5	40	57.6	1280
	600X1200mm 24"X48"	2	1.44	36	44/28	63.36/40.32	1604/1028